



REPUBLIC OF THE PHILIPPINES
NATIONAL ECONOMIC AND DEVELOPMENT AUTHORITY

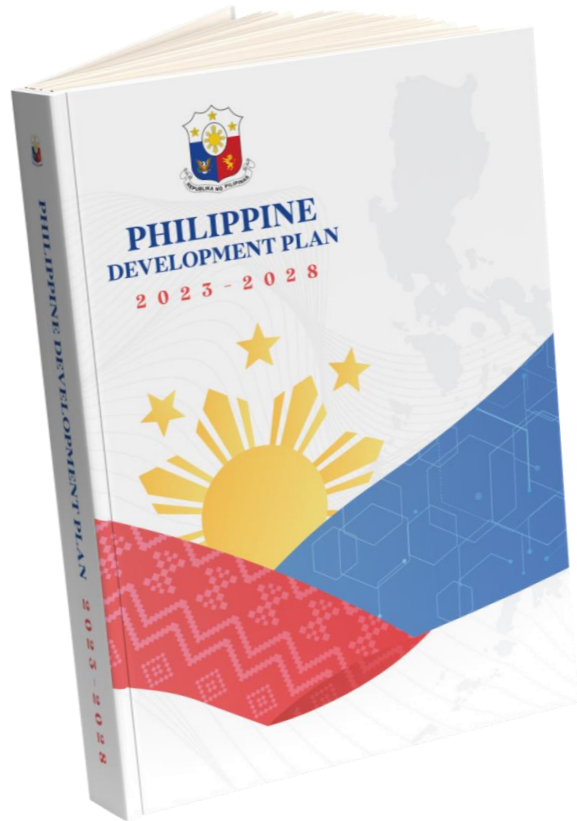
Infrastructure Development and Investment in the Philippine Socioeconomic Agenda

Arsenio M. Balisacan, PhD
Secretary

Philippine Economic Briefing
Washington, D.C.
12 April 2023 | 9:30 AM



The Philippine Development Plan 2023-2028



MATATAG, MAGINHAWA AT PANATAG NA BUHAY



ECONOMIC TRANSFORMATION FOR A PROSPEROUS, INCLUSIVE, AND RESILIENT SOCIETY

DEVELOP AND PROTECT CAPABILITIES OF INDIVIDUALS AND FAMILIES



PROMOTE HUMAN AND SOCIAL DEVELOPMENT

IMPROVE EDUCATION AND LIFELONG LEARNING
BOOST HEALTH
ESTABLISH LIVABLE COMMUNITIES



REDUCE VULNERABILITIES AND PROTECT PURCHASING POWER

ENSURE FOOD SECURITY AND PROPER NUTRITION
STRENGTHEN SOCIAL PROTECTION



INCREASE INCOME-EARNING ABILITY

INCREASE EMPLOYABILITY
EXPAND EMPLOYMENT OPPORTUNITIES
ACHIEVE SHARED LABOR MARKET GOVERNANCE



MODERNIZE AGRICULTURE AND AGRI-BUSINESS



REVITALIZE INDUSTRY



REINVIGORATE SERVICES

TRANSFORM PRODUCTION SECTORS TO GENERATE MORE QUALITY JOBS AND COMPETITIVE PRODUCTS

PROMOTE TRADE AND INVESTMENTS
ADVANCE R&D, TECHNOLOGY, AND INNOVATION
ENHANCE INTER-INDUSTRY LINKAGES
PROMOTE COMPETITION AND IMPROVE REGULATORY EFFICIENCY



PRACTICE GOOD GOVERNANCE AND IMPROVE BUREAUCRATIC EFFICIENCY



ENSURE MACROECONOMIC STABILITY AND EXPAND INCLUSIVE AND INNOVATIVE FINANCE



ENSURE PEACE AND SECURITY, AND ENHANCE ADMINISTRATION OF JUSTICE



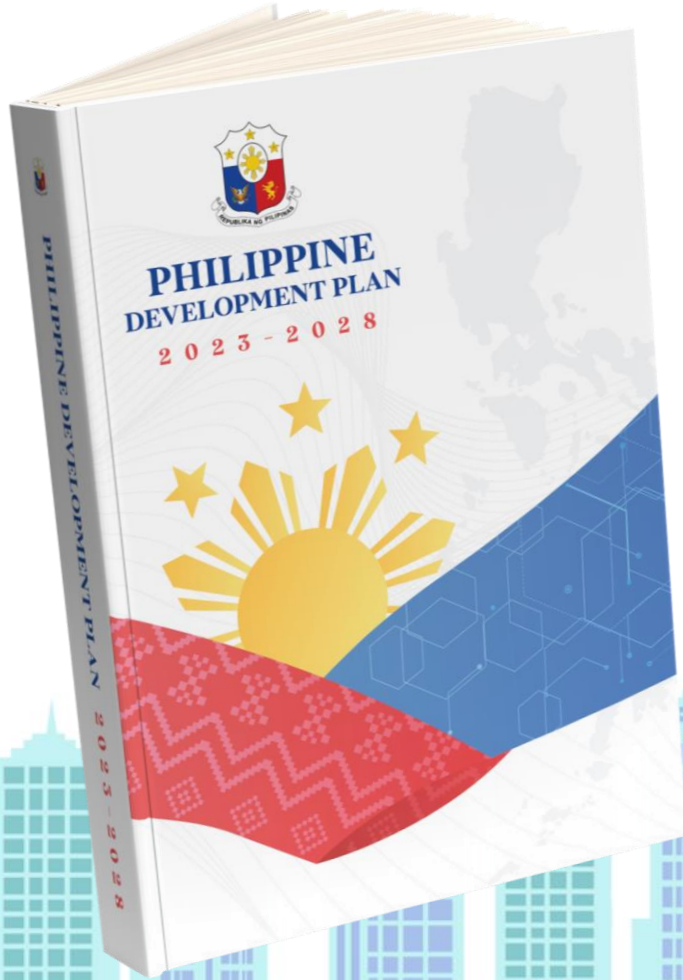
EXPAND AND UPGRADE INFRASTRUCTURE



ACCELERATE CLIMATE ACTION AND STRENGTHEN DISASTER RESILIENCE




The Philippine Development Plan 2023-2028



Chapter 12 of the PDP 2023-2028 focuses on:



**EXPANDING AND UPGRADING
INFRASTRUCTURE**





SUSTAINABLE, RESILIENT, INTEGRATED, AND MODERNIZED INFRASTRUCTURE FACILITIES AND SERVICES DELIVERED



PLANNING, PROGRAMMING, AND ASSET MANAGEMENT IN INFRASTRUCTURE ENHANCED



SEAMLESS AND INCLUSIVE CONNECTIVITY ACHIEVED (VIA LOCAL AND INTERNATIONAL LINKAGES)



WATER SECURITY, ECOLOGICAL INTEGRITY OF WATER SYSTEMS, AND RESILIENCY TO WATER HAZARDS ATTAINED

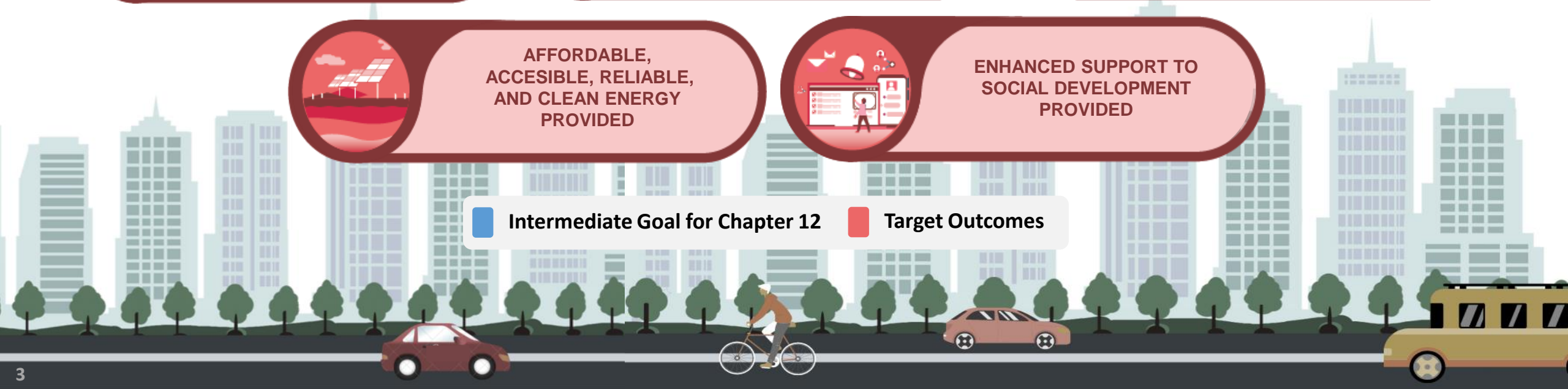


AFFORDABLE, ACCESSIBLE, RELIABLE, AND CLEAN ENERGY PROVIDED



ENHANCED SUPPORT TO SOCIAL DEVELOPMENT PROVIDED

 Intermediate Goal for Chapter 12  Target Outcomes





Medium-Term Infrastructure Program

Government aims to sustain annual spending on infrastructure at 5% to 6% of GDP.

Infrastructure Program	2021	2022	2023	2024	2025	2026	2027	2028
	Actual	Outlook	Projections					
In PHP billions*	1,123.6	1,230.6	1,248.3	1,369.8	1,434.7	1,569.6	1,857.5	2,263.9
In USD billions*	20.57	22.53	22.86	25.08	26.27	28.74	34.01	41.46
As % of GDP	5.8	5.6	5.2	5.1	5.0	5.0	5.4	6.0

Table 1. Medium-Term Infrastructure Program, 183rd DBCC Meeting (5 December 2022)

*Indicative and subject to updating. Projections pertain to disbursements from NG infrastructure, infrastructure subsidy/equity to GOCCs, and transfers to LGUs intended for infrastructure activities. Includes payables from the current year's budget and prior years' obligations.

PHP-USD Exchange Rate: PHP 54.61 to USD 1.00 (As of April 4, 2023); Values are rounded up.



Medium-Term Development Plan

3,770 infrastructure Priority Programs and Projects (PAPs), with an indicative total investment requirement of **PHP 17.3 T (USD 317.49 B)** over the medium-term, are deemed responsive to the PDP's requirements for infrastructure.

Indicative Investment Requirements in Chapter 12 of the PDP 2023-2028 (as of March 20, 2023)

	No. of Projects	Currency	Investment Requirements (in PHP billion and USD billion)						Sub-Total
			2023	2024	2025	2026	2027	2028	
PDP Chapter 12	3,770	PHP billion	825.89	2,676.47	2,032.06	2,877.74	6,540.12	2,385.73	17,338.01
		USD billion	15.12	49.01	37.21	52.70	119.76	43.69	317.49

PHP-USD Exchange Rate: PHP 54.61 to USD 1.00 (As of April 4, 2023); Values are rounded up.

Recently Accomplished Reforms to Raise Investment



CREATE Law



Joining the **Regional Comprehensive Economic Partnership (RCEP)**



Retail Trade Liberalization Act Amendments



Public Service Act Amendments and Release of IRR



Foreign Investments Act Amendments



Amendments to **NEDA JV Guidelines**



BOT Law IRR Amendments



Identification of **Infrastructure Flagship Projects (IFPs)** under the **Build-Better-More Program**



Renewable Energy Act IRR Amendments



Priority Projects and Programs under the Build-Better-More Program amounting to about PHP 9 trillion (approx. USD 164.8 billion)

INFRASTRUCTURE FLAGSHIP PROJECTS (IFPs) BY SECTOR

123 new projects have been added to the list of IFPs under the Marcos Administration — **14 are for the agriculture sector.**

SECTOR	NO. OF PROJECTS		
	PREVIOUS ADMINISTRATION	CURRENT ADMINISTRATION	TOTAL
Physical Connectivity	48	71	119
Water Resources	12	32	44
Agriculture	0	14	14
Health	4	2	6
Digital Connectivity	4	1	5
Power and Energy	1	0	1
Other Infrastructure	2	3	5
Total No. of Projects	71	123	194

**During the previous administration, projects under Agriculture were not considered as IFPs.*

95 Ongoing/approved for implementation

8 For government approval

47 Ongoing project preparation

44 Pre-project preparation

194
TOTAL NO. OF PROJECTS



Public-Private Partnerships (PPPs)

As of January 2023 (For updating)

210 

AWARDED PROJECTS

**Total Estimate Project Cost:
PHP 2,335 Billion (USD 42.76 Billion)**

Level	No.	PHP (Bn)	USD (Bn)
National	88	2,156	39.48
Local	122	179	3.28

PHP-USD Exchange Rate: PHP 54.61 to USD 1.00 (as of April 4, 2023); Values are rounded up.

97 

PROJECTS IN THE PIPELINE

**Total Estimate Project Cost:
PHP 2,284 Billion* (USD 41.82 Billion)**

Level	No.	PHP (Bn)	USD (Bn)
National	72	2,153	39.43
Local	25	131	2.40

**Total estimate project cost does not include projects undergoing studies and with costs that are not yet to be finalized*

Projects in the Pipeline (By Sector)

Level	Total
Transport	45
Road	14
Property Development	10
Water and Sanitation	8
Health	6
Information and Communications Technology	5
Tourism	3
Solid Waste Management	3
Energy	3
Total	97



What's in it for investors and businesses?


- ✓ A **huge consumer base** of **over 110 million people** in a rapidly growing economy expected to reach **upper-middle income status by 2024-2025**
- ✓ A **competitive launching pad for the ASEAN market** with a population of over 680 million people;
- ✓ With the **PH's recent inclusion in RCEP**, the market is now **integrated with 10 ASEAN economies and 5 major trading partners**: Australia, China, Japan, South Korea, and New Zealand
- ✓ **“Demographic dividend”**: a **growing and young working population** (relative to population in the “dependent” ages), fueling additional sources of economic growth **for the next two to three decades**
- ✓ **More open to business now than ever before** – huge opportunities for PPPs in energy, water, logistics, transportation, agribusiness, manufacturing, tourism, health, education, and digital connectivity



Scan the QR Codes below to access the full version of the PDP 2023-2028 and the Build-Better-More Infrastructure Flagship Projects.



Full PDP 2023-2028



Full List of IFPs

Thank you.

(+632) 8631-3716 / 8631-3723
osec@neda.gov.ph