



Seðlabanki Íslands

The long history of financial boom-bust cycles in Iceland

Bangko Sentral ng Pilipinas 3rd International Research Conference
Revisiting macro-financial linkages: Looking back and looking ahead
Manilla, 20-21 September 2016

T. Tjörvi Ólafsson (co-authored work with Bjarni G. Einarsson, Kristófer Gunnlaugsson, and Thórarinn G. Pétursson)
Senior Economist, Central Bank of Iceland

Macro-financial linkages and financial cycles

- The global financial crisis was a serious wake-up call emphasising the need to reintroduce the financial system as an essential actor in macroeconomics and economic policy
- Post-crisis period: a rapidly expanding literature on macro-financial linkages and the financial system's role in driving economic cycles and causing financial crises
- The financial cycle seems a promising approach in this regard

Claudio Borio (2014, p. 183)

- „Macroeconomics without the financial cycle is like Hamlet without the Prince“
- In our paper we tackle the Prince's existential question head-on

Definition and data



Definition of the financial cycle

- The term generally refers to the co-movement of a set of financial variables, including both quantities and prices – its most parsimonious representation relies on house prices and credit
- We measure the financial cycle as the low-frequency cyclical co-movement of a broader set of financial variables to attain additional insight and expose potentially important small open economy features – including the role of global spillovers

Annual data for the period 1875-2013*

- Financial variables
 - Real house prices, credit, and money, as well as banking system assets, leverage, and liability composition
- Macroeconomic variables
 - GDP, domestic demand, trade deficit, the nominal and real exchange rate, terms of trade, and inflation
- In addition: international data to analyse global spillovers

*Some banking system variables only extend back to 1886.

Method to extract cyclical components from the data



Medium-term cycles in individual series

- As has become standard in this literature, we apply the Christiano and Fitzgerald frequency filter to log-differences of our series
- We then cumulate these growth series into log-levels (starting from zero at the first observation of the variable) to construct medium-term cycles for each individual variable

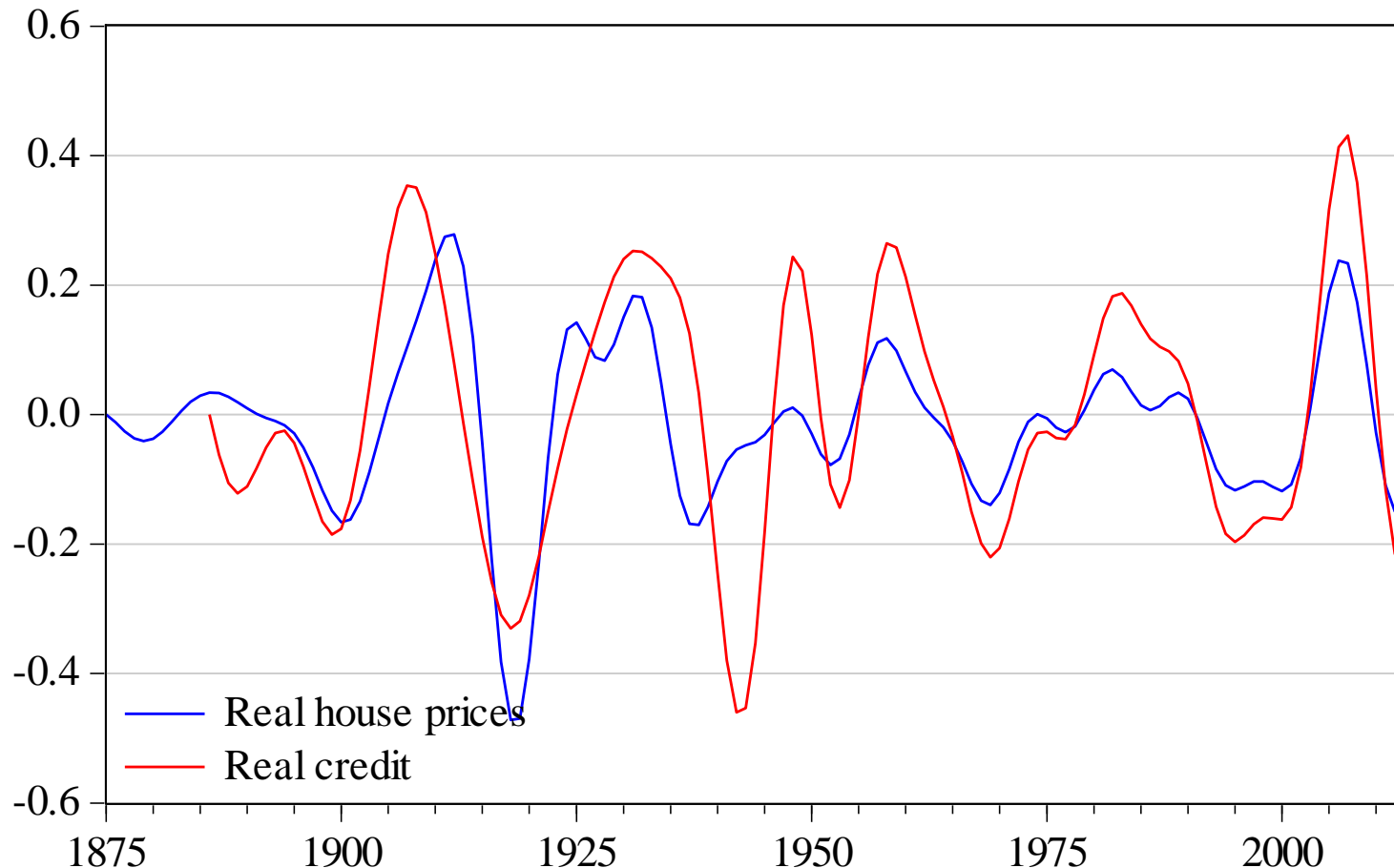
The aggregate financial cycle

- We estimate the aggregate financial cycle using a principal component analysis to identify the low-frequency cyclical co-movement of our set of financial variables
- We thus identify the financial cycle as the first principal component, i.e. the one that explains most of the combined variability in our variables

Medium-term cycles in individual series

- The figure gives an example of the medium-term cycle in two key financial series: house prices and credit
- Clear visual impression of strong co-movement of the medium-term cycles in the two series over the sample period
- This holds more broadly for our financial variables, except for money and leverage which are not well aligned with the corresponding cycles in the other seven financial variables

Medium-term cycles in house prices and credit



Key cyclical characteristics

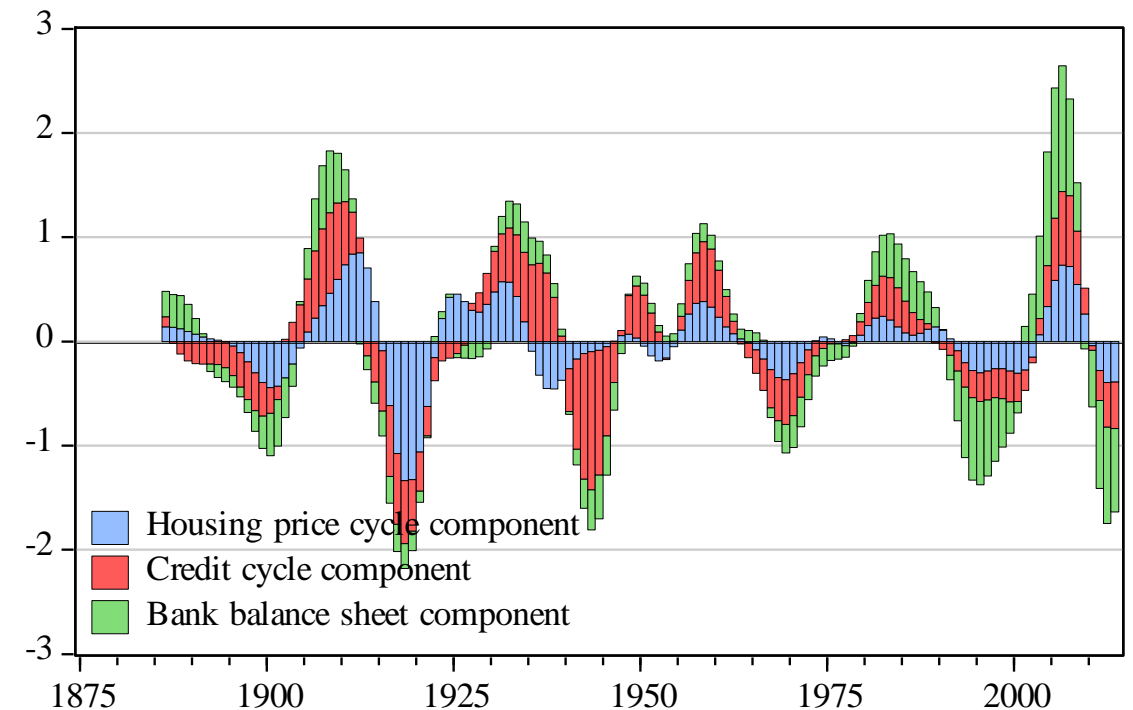
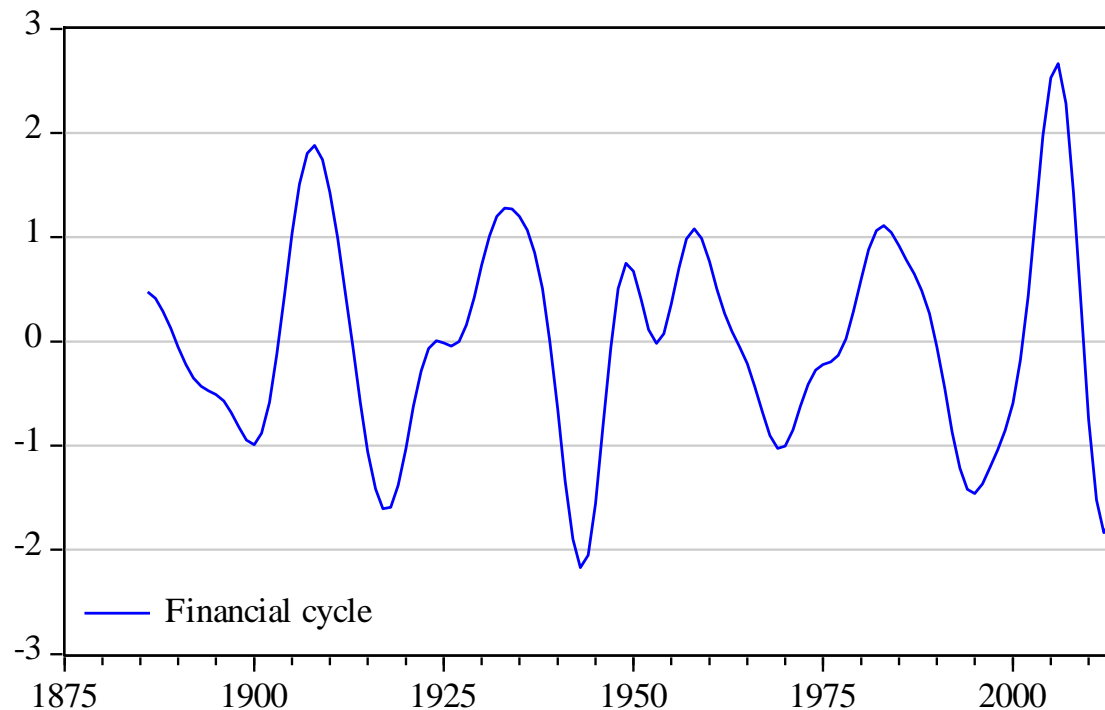
- Medium-term cycles play a dominant role in the overall behaviour of our variables
- Duration and intensity of the cycles grow over the sample period
- Considerable co-movement of medium-term cycles in most financial variables, which strengthens over time

The financial cycle and its composition

- Our principal component analysis reveals that there indeed exists a well-defined aggregate financial cycle in Iceland
- Our results indicate roughly equal weights for the financial variables (except for money and leverage which we then exclude)
- First principal component explains 65% of the variance of our financial variables over the whole period (75% in post-WWII)
- Seven identified cyclical expansions: the latest one standing out in size and duration – important role of bank balance sheets

The financial cycle and contribution of individual cyclical components

Financial cycle (left) and contribution of medium-term components (right)



Financial cycle and contribution of individual cyclical components, weighted with their normalised factor loadings. *House price cycle component* refers to the contribution of the medium-term cycle in real house prices to the financial cycle, *Credit cycle component* refers to the weighted average contribution of medium-term cycles in real credit, credit-to-GDP and credit-to-M3 to the financial cycle, *Bank balance sheet cycle component* refers to the weighted average contribution of medium-term cycles in bank assets-to-GDP, foreign non-core bank liabilities ratio and total non-core liabilities ratio to the financial cycle. The individual components are normalised so that their sum has the same mean and standard deviation as the aggregate cycle.

Key features of the financial cycle

Duration of 16 years

- Duration of a complete financial cycle is 16 years on average in line with evidence from other countries (Drehmann et al., 2012)

Evolving over time

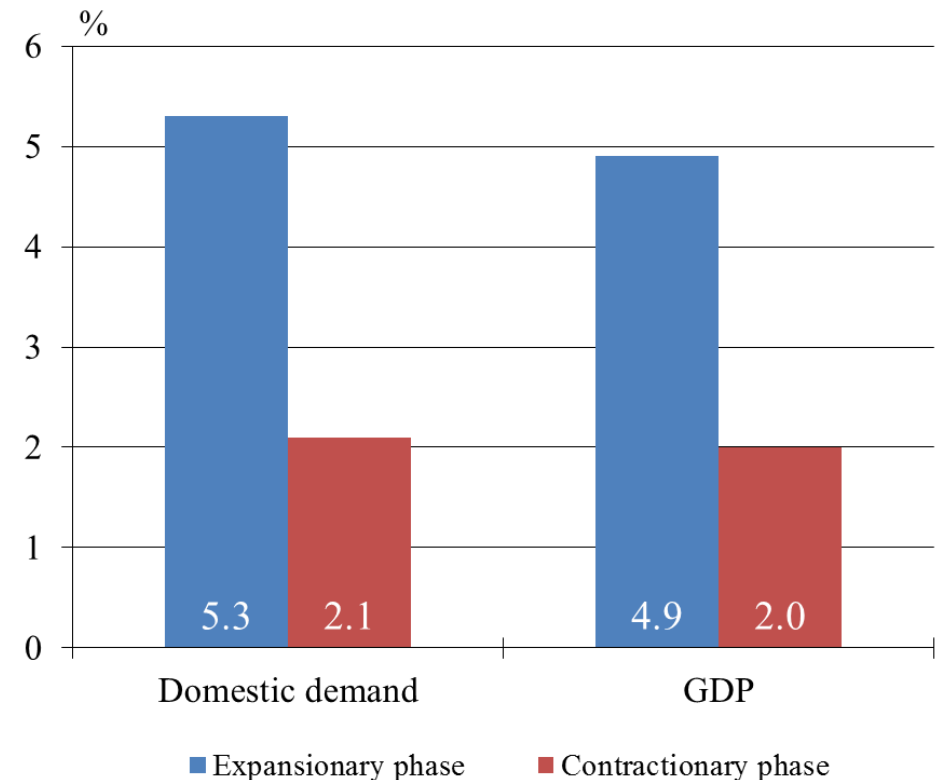
- The cycle's duration, amplitude, and intensity grows over the period spanning more than a century

Co-movement with individual series

- Individual financial variables show strong co-movement with the aggregate cycle
- Some macro variables do as well – especially domestic demand and the trade deficit, but also GDP and the real exchange rate

Important role in macroeconomic developments

Economic activity in different phases of the financial cycle 1875-2013¹



1. The figure shows the median growth rate of domestic demand and GDP over the expansionary and contractionary phases of the financial cycle.

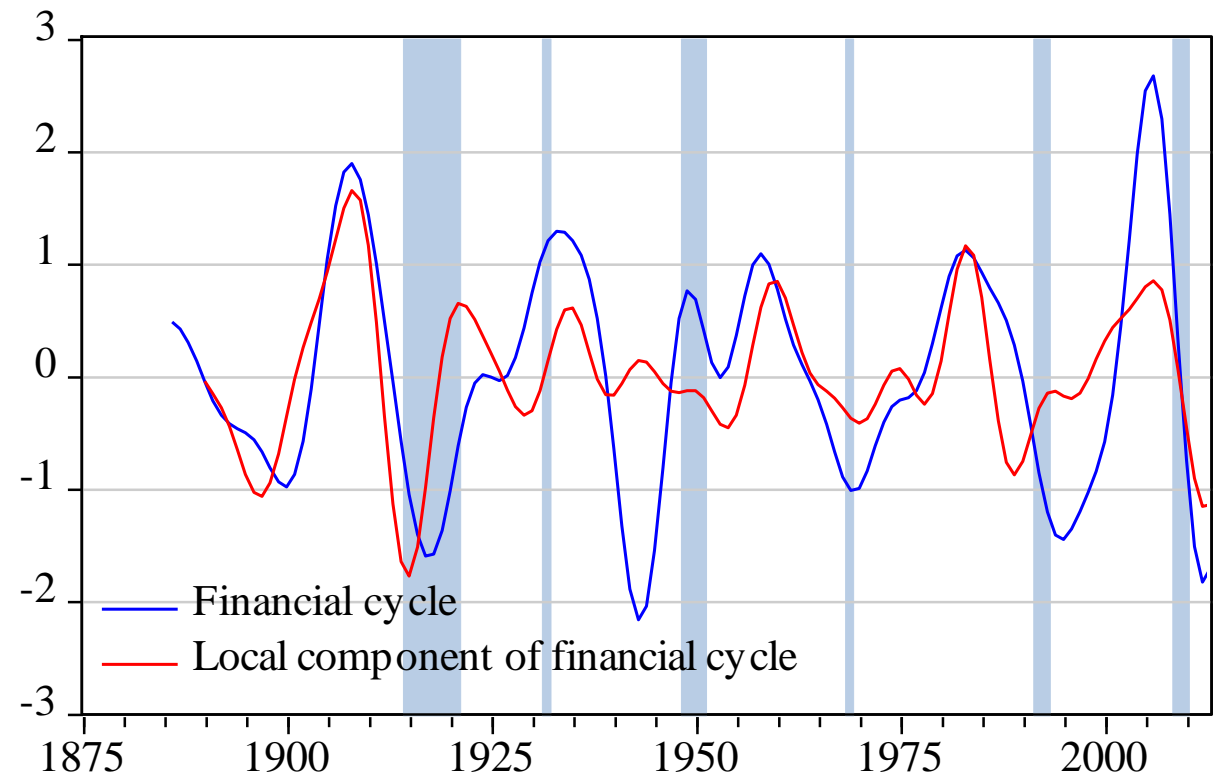
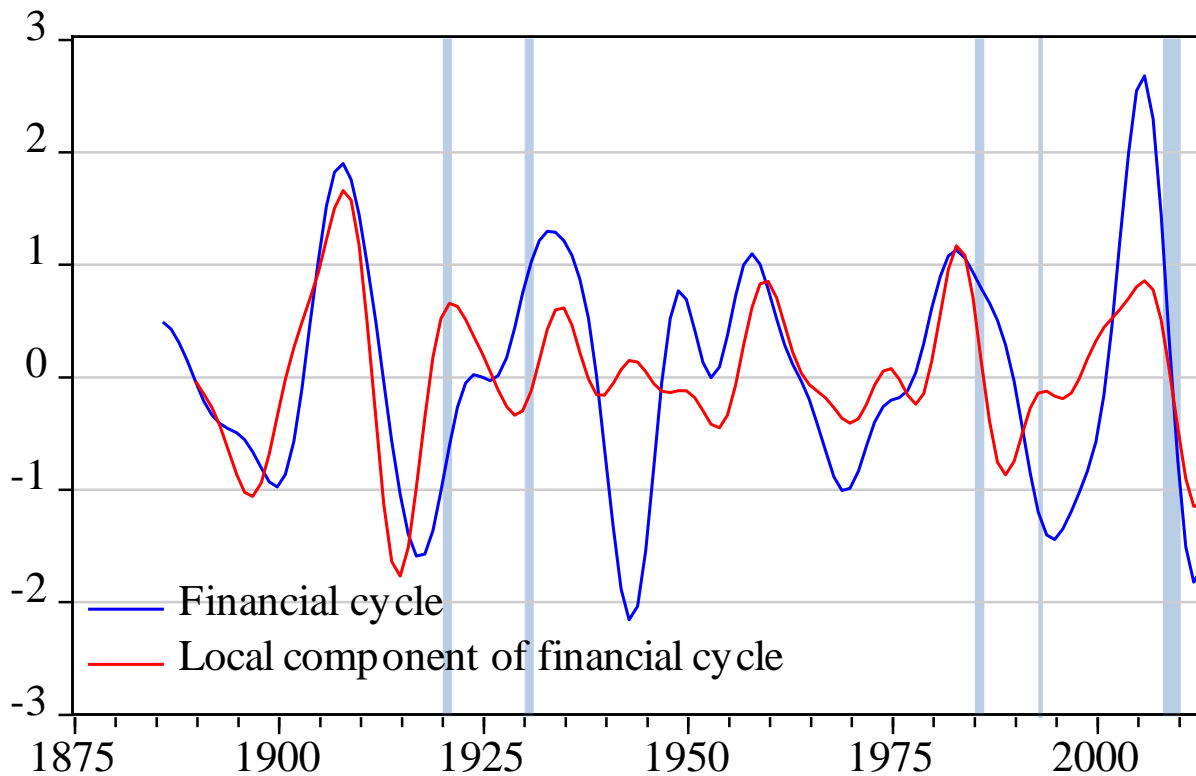
Close relation between the financial cycle and crises



- Financial crises are closely aligned with financial cycle peaks (both banking crises and “multiple” financial crises)
- Almost all financial cycle peaks (aggregate or “local”) have some kind of a financial crisis within a three year window
- The financial cycle outperforms the early warning capacity of individual financial and macroeconomic series – a financial cycle expansion is followed by a banking crisis within three years in 60% of all expansionary phases

The financial cycle and financial crises

Banking crises (left) and multiple financial crises (right) shown as shaded areas

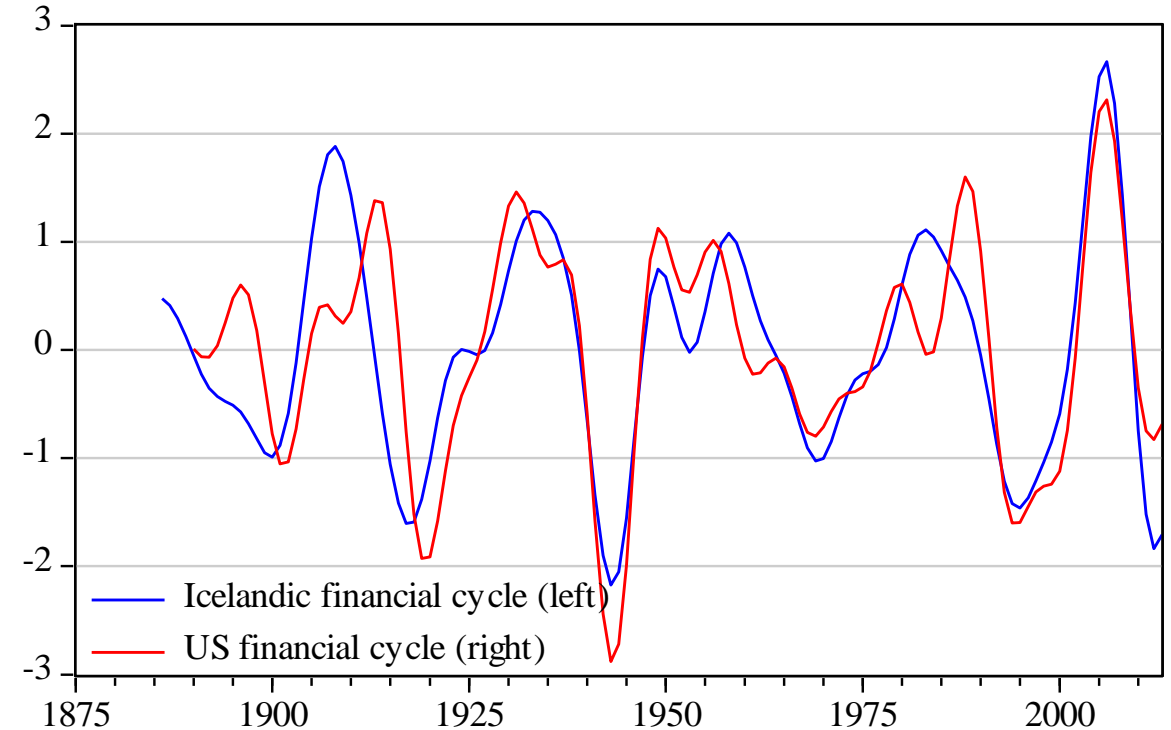
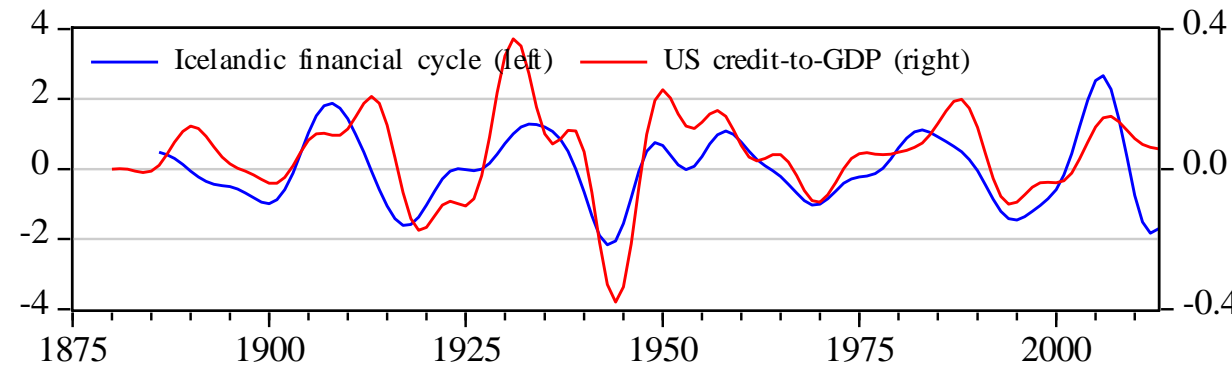
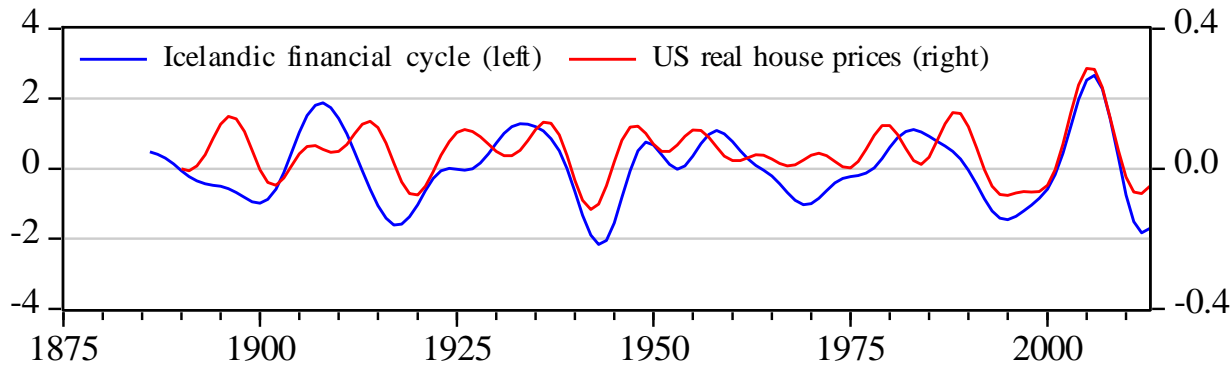


Global financial cycle spillovers



- We find strikingly strong ties between the Icelandic financial cycle and its global counterpart (proxied by the US financial cycle)
- 6 of 7 peaks in the Icelandic cycle occur close to global cycle peaks (coinciding or with the Icelandic peak lagging by 1-2 years)
- Domestic and global cycle are roughly 75% of the period in the same phase notwithstanding different policy and openness regimes
- Spillover effects seem to grow stronger over time: post-WWII concordance (correlation) rises to 0.8 (almost 0.9)

The US and Icelandic financial cycles



Cross-border transmission channels



- We analyse possible transmission channels of global spillovers and find significant spillover effects on many of the domestic financial variables, most clearly for credit and non-core bank liabilities, as well as bank assets and house prices in the second half of the sample period
- Shows the additional value from including bank balance sheet series in capturing cross-border transmission channels

Spillover channels from the global cycle

Icelandic financial variable	Total sample	1875-1944	1945-2013	1980-2013
House prices	0.37	0.31	0.58	0.77
Real credit	0.56	0.53	0.59	0.74
Credit-to-GDP	0.38	0.29	0.57	0.59
Real M3	0.00	0.08	-0.01	0.38
M3-to-GDP	0.15	0.53	0.00	0.09
Credit-to-M3	0.42	0.48	0.35	0.20
Assets-to-GDP	0.33	0.03	0.65	0.83
Leverage	0.11	0.32	-0.01	0.19
Foreign non-core	0.21	-0.02	0.53	0.58
Total non-core	0.54	0.47	0.61	0.63
Aggregate financial cycle	0.61	0.47	0.74	0.76

The table reports the results from regressing the medium-term cyclical component of the Icelandic financial variables and the aggregate financial cycle, respectively, on a constant and the composite US financial cycle. Reported are the R^2 (degrees of freedom adjusted). The associated p -values are reported in Table 10 in the paper. ■ indicates R^2 between 0.5 and 0.6, ■ R^2 between 0.6 and 0.7, ■ R^2 between 0.7 and 0.8, and ■ R^2 higher than 0.8.

Conclusions and some policy issues



Conclusions

- There exists a well-defined financial cycle in Iceland that seems to have played an important role in the country's macroeconomic developments and financial crises over the last roughly 130 years (role for Hamlet's Prince)
- Evidence of strong global financial cycle spillovers across different policy and openness regimes – operating through various transmission channels
- Hence, the financial cycle entails powerful, pro-cyclical, and long-lasting forces, which to a significant degree originate outside the domestic domain

Policy issues

- How can the design of domestic policy frameworks take the financial cycle and global spillovers, as well as their associated macro-financial linkages, into account to attenuate the boom-bust dynamics they give rise to?