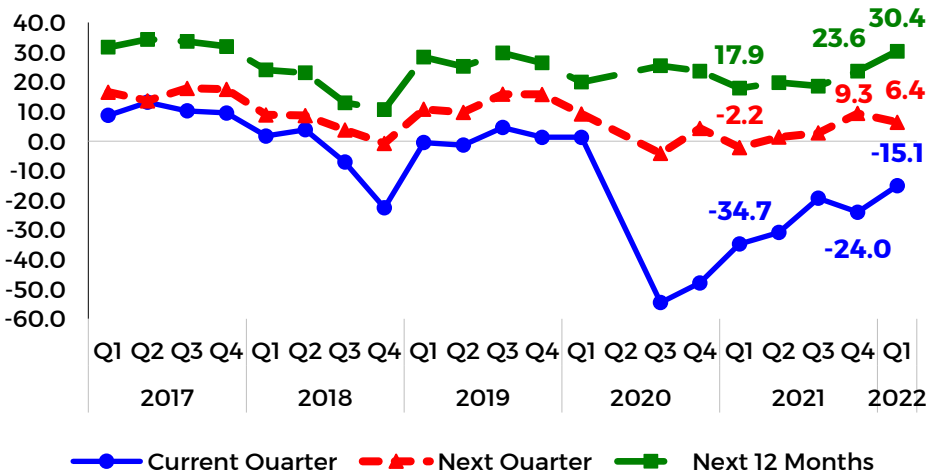




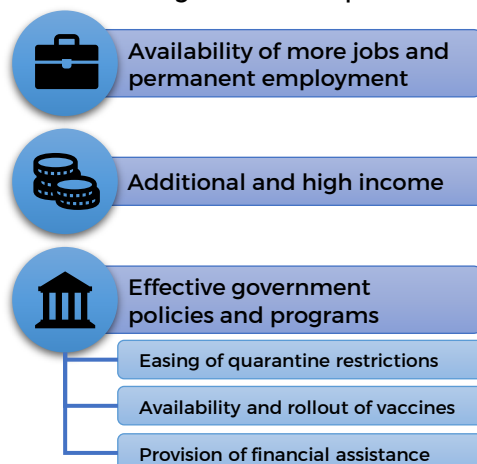
Q1 2022 CONSUMER EXPECTATIONS SURVEY

OVERALL CONSUMER OUTLOOK INDEX

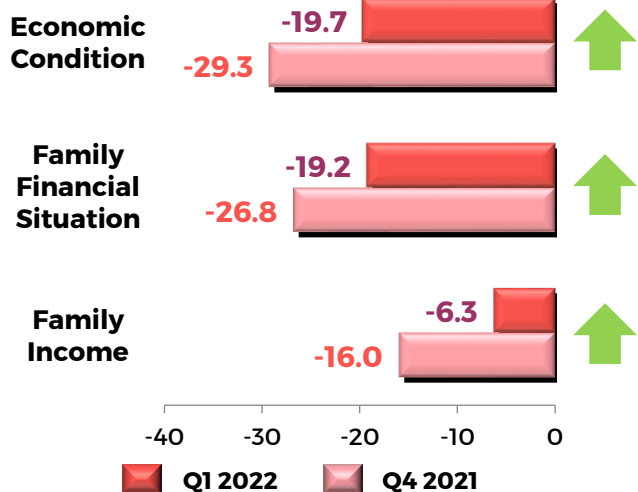
Index (%)



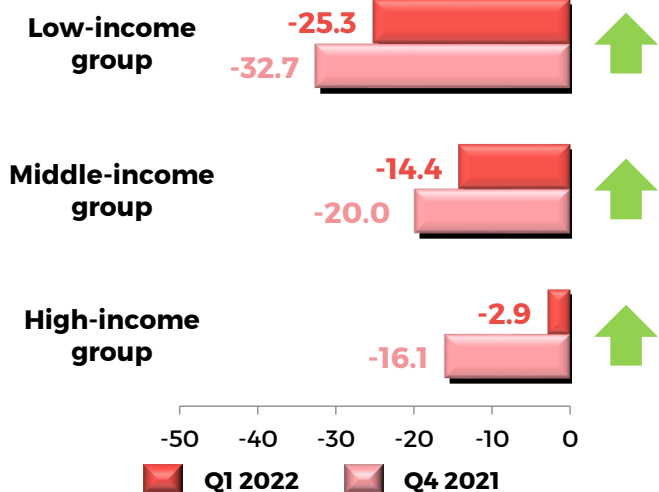
Respondents mainly attribute their outlook during the current quarter to:



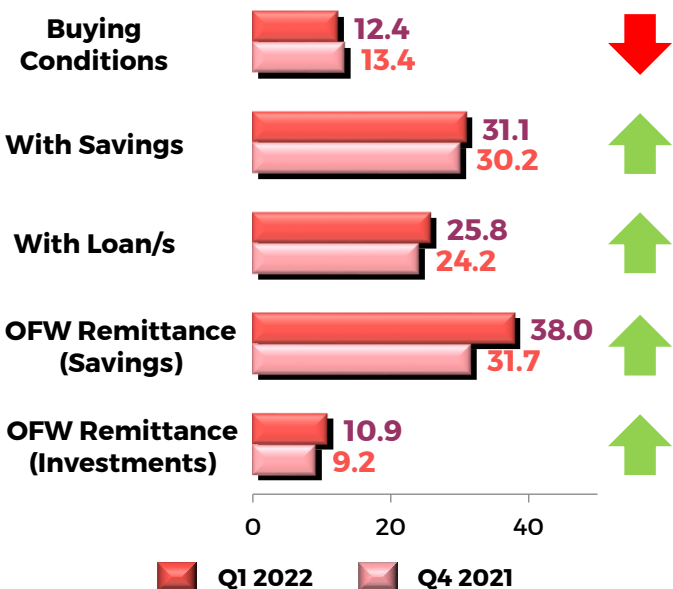
CONSUMER OUTLOOK BY COMPONENT INDICATOR



CONSUMER OUTLOOK BY INCOME GROUP



SENTIMENT INDICATORS



ECONOMIC INDICATORS

Indicator	Current Quarter	Next Quarter	Next 12 Months
Diffusion Index			
Inflation Rate*	N.A.	N.A.	39.7 ▲
Peso Borrowing Rate*	11.6 ▲	10.7 ▲	12.3 ▲
US\$/Peso Rate**	-19.8 ▼	-14.5 ▼	-7.7 ▼
Unemployment Rate*	-0.9 ▼	-19.4 ▼	-41.5 ▼

Based on the DI of the reference period:

* ▲ - Increase if DI is positive, ▼ - Decrease if DI is negative

** ▼ - Philippine peso to depreciate / US\$ to appreciate

▲ - Philippine peso to appreciate / US\$ to depreciate